

Signify Classified - Internal
Cooper Lighting Solutions Photometric Lab
1121 Highway 74 South
Peachtree City, GA 30269



Scaled data based on original data using
LM-79-08 Approved Method: Electrical and Photometric Measurements of Solid-
State Lighting Products

Test Report Prepared for
Cooper Lighting Solutions
(formerly Eaton)

Brand: McGRAW-EDISON

Report Number: P823384

Luminaire Tested: **TTN-D2-735-U-RW**

Issue Date: 4/16/2024

Test Information

Test Method: LM-79-08
Report Number: P823384
TEST IS SCALED FROM IESNA LM-79-08 TEST DATA (G2-2312-254-10)
Test Lab: INNOVATION CENTER
Issue Date: 4/16/2024
Manufacturer: COOPER LIGHTING SOLUTIONS (FORMERLY EATON)
Product Line: MCGRAW-EDISON
Catalog Number: TTN-D2-735-U-RW
Description: TOPTIER NANO LED PARKING GARAGE LUMINAIRE
3500K, 70 CRI LEDS AND RECTANGULAR DISTRIBUTION
Light Source: -
Ballast/Driver: -

Summary

Lumens per Lamp: N/A
Luminaire Lumens: 4887 lumens
Efficiency: N/A
Efficacy: 115.0 lumens/watt
Luminous Opening: Circular (Dia: 0.71' x H: 0')
IES Classification: Type II - Short
BUG Rating: B2 - U0 - G2

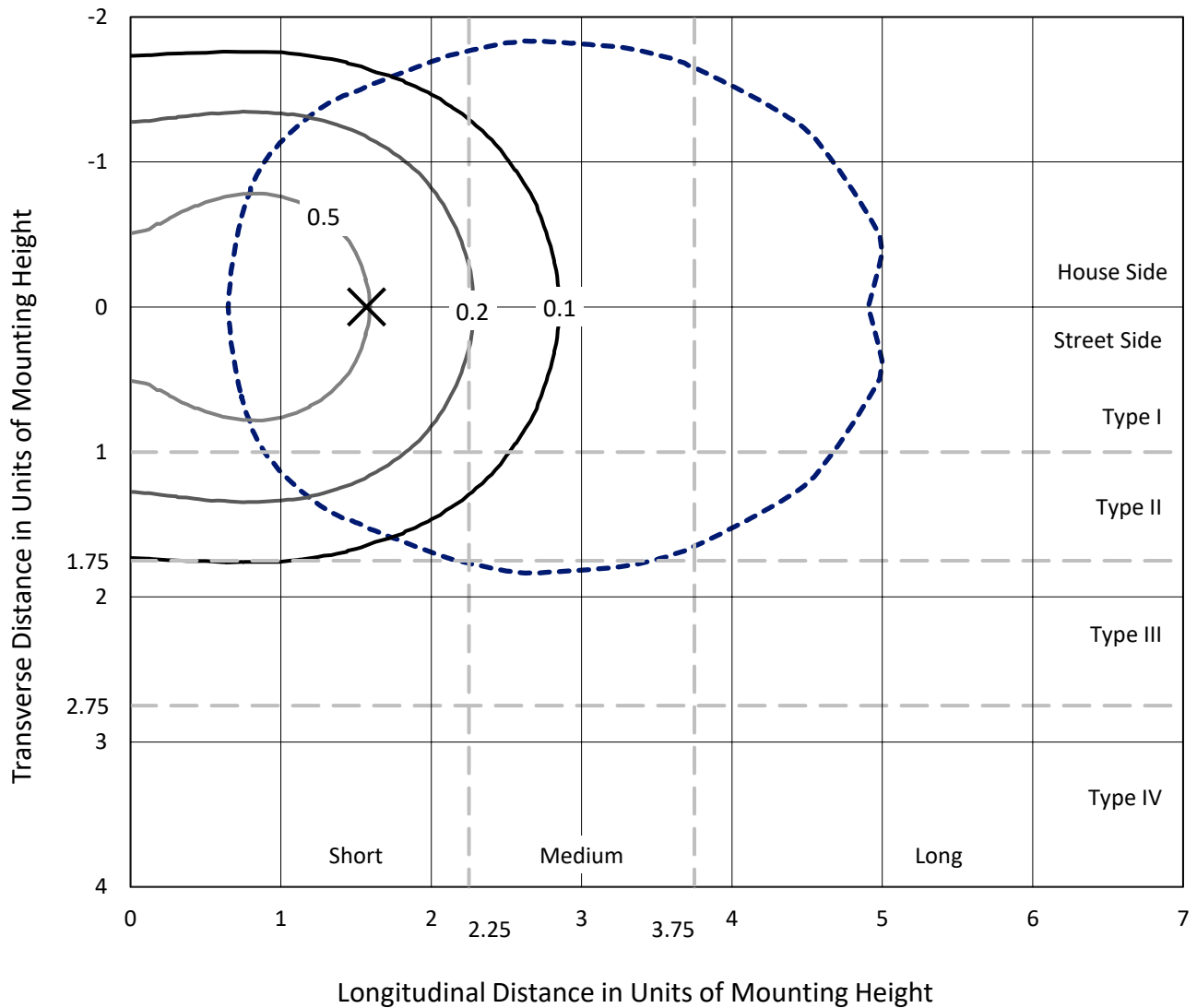
Input Watts (W): 42.5
Input Voltage (V): NR
Input Current (Ain): NR
Voltage Rise (V): NR
Power Factor: NR
Total Harmonic Distortion (THDi): NR
Frequency (hertz): 60
Stabilization Time: NR
Operation Time: NR
Ambient Temperature (°C): NR
Test Distance: 24 FT



REPORT NUMBER: P823384
 CATALOG NUMBER: TTN-D2-735-U-RW

Iso-Footcandle Lines of Horizontal Illumination

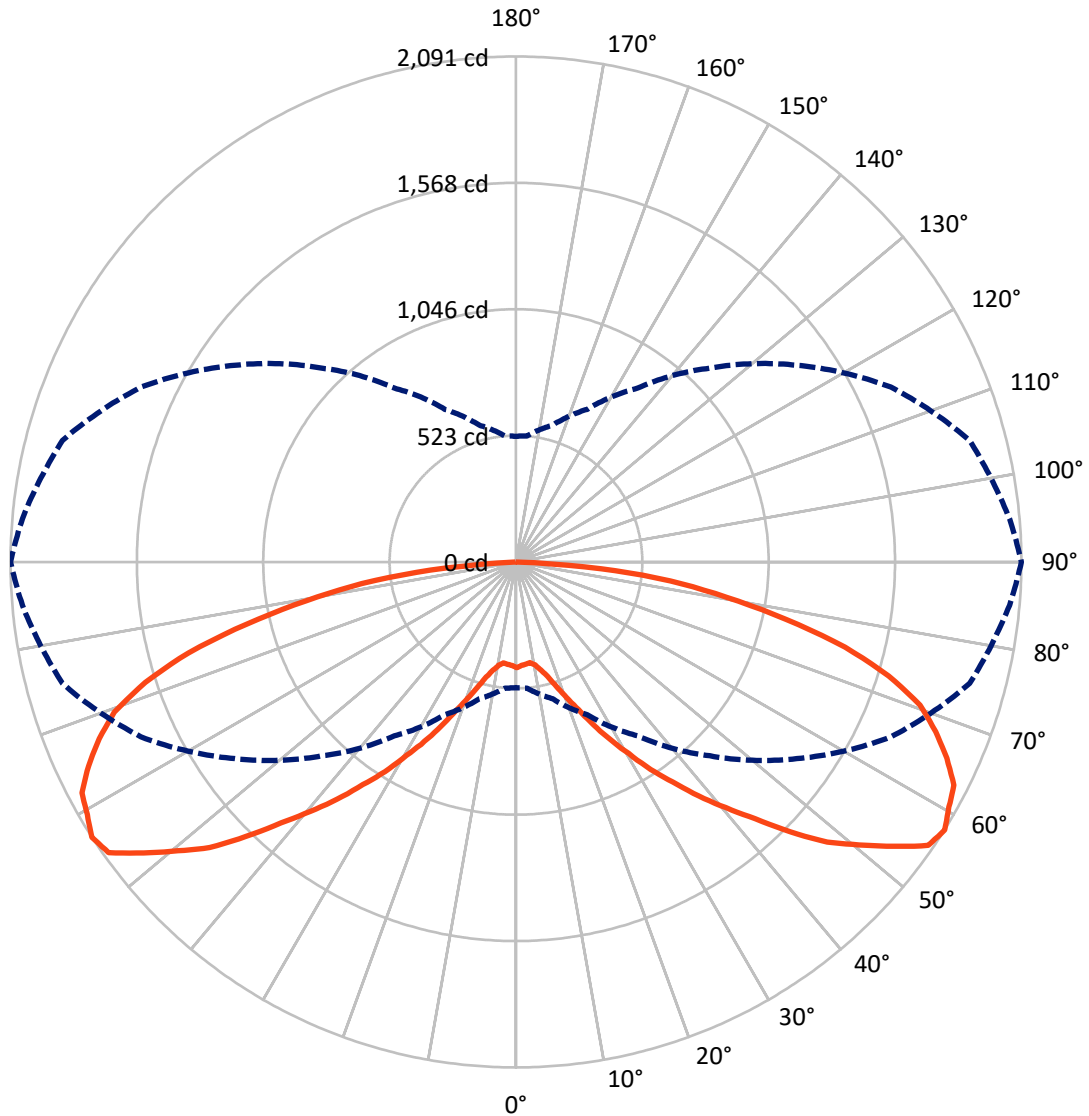
✕ Max cd
 - - - 1/2 Max cd



Based on 25 foot mounting height. Maximum calculated value = 1 fc
 Type II - Short - N/A

REPORT NUMBER: P823384
CATALOG NUMBER: TTN-D2-735-U-RW

Luminous Intensity Polar Plot



— Vertical Plane Through 90-Deg Lateral - - - Horizontal Cone Through 57.5-Deg Vertical

REPORT NUMBER: P823384
 CATALOG NUMBER: TTN-D2-735-U-RW

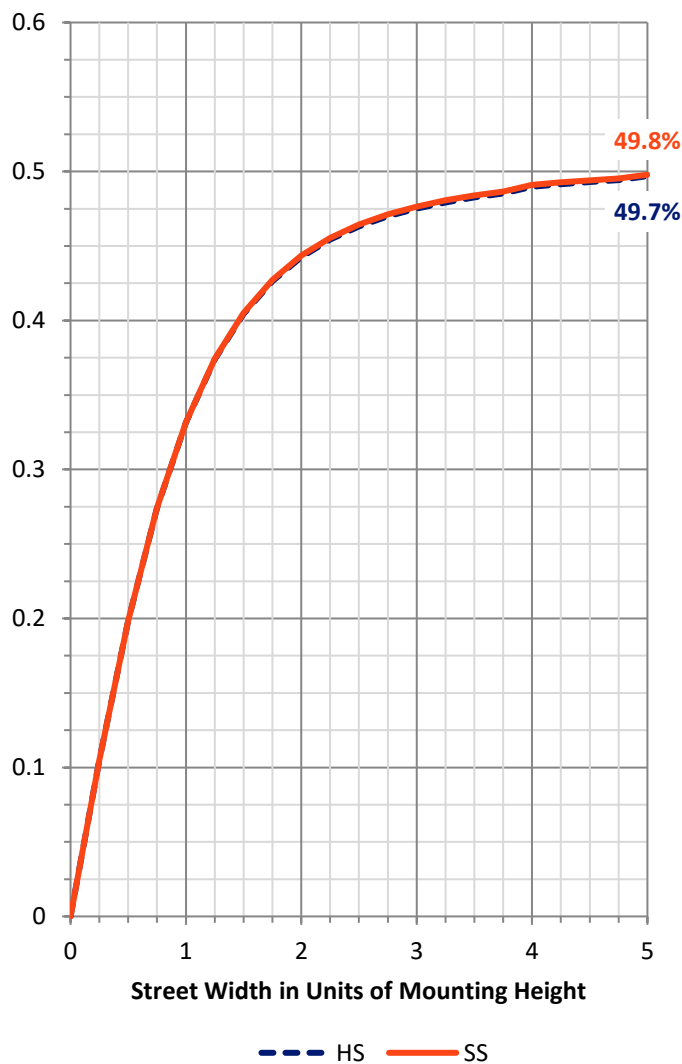
FLUX DISTRIBUTION:

		Downward	Upward	Total
House Side	Lumens	2443.5	0.0	2443.5
	% Fixture	50.0	0.0	50.0
Street Side	Lumens	2443.5	0.0	2443.5
	% Fixture	50.0	0.0	50.0
Total	Lumens	4887.0	0.0	4887.0
	% Fixture	100.0	0.0	100.0

ZONAL LUMENS:

Zone	Lumens	% Fixture
0°-10°	41.0	0.8
10°-20°	131.1	2.7
20°-30°	273.4	5.6
30°-40°	490.4	10.0
40°-50°	783.6	16.0
50°-60°	1072.7	22.0
60°-70°	1106.5	22.6
70°-80°	786.9	16.1
80°-90°	201.4	4.1
90°-100°	0.0	0.0
100°-110°	0.0	0.0
110°-120°	0.0	0.0
120°-130°	0.0	0.0
130°-140°	0.0	0.0
140°-150°	0.0	0.0
150°-160°	0.0	0.0
160°-170°	0.0	0.0
170°-180°	0.0	0.0
0°-90°	4887.0	100.0
0°-180°	4887.0	100.0

Coefficient of Utilization



REPORT NUMBER: P823384

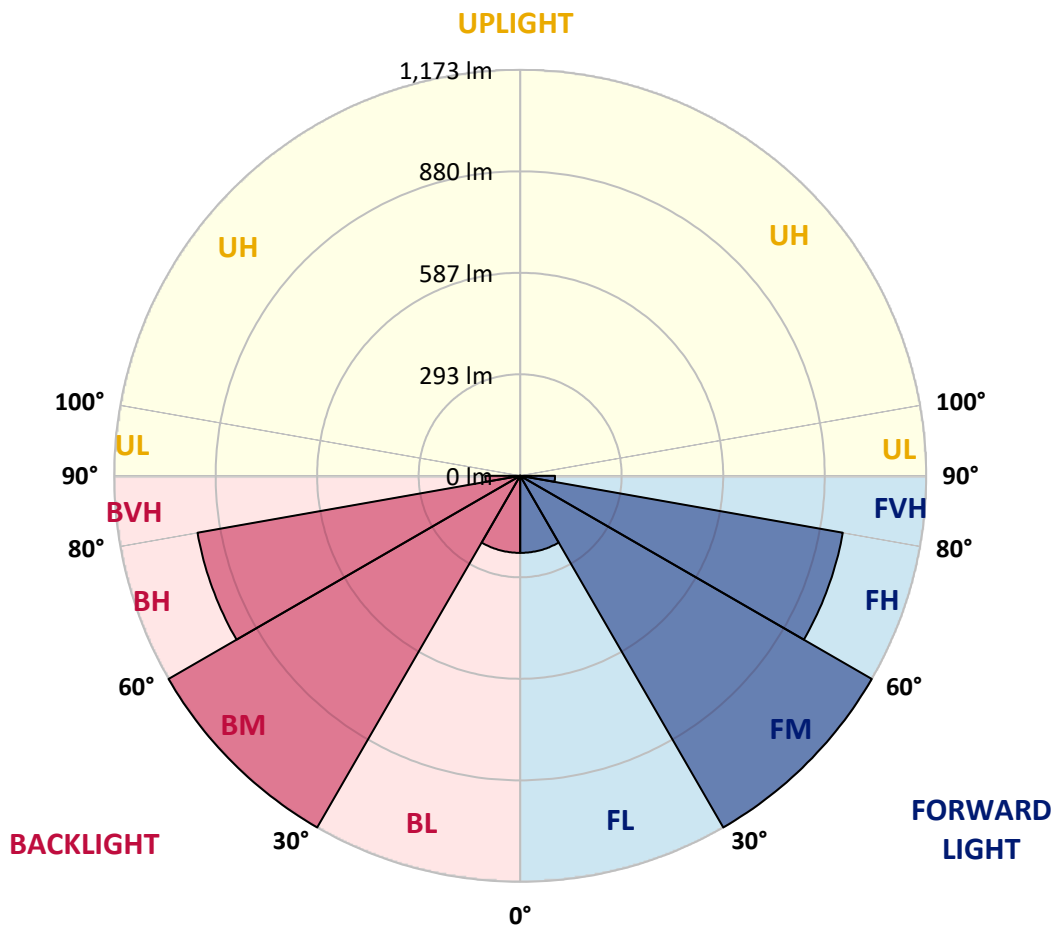
CATALOG NUMBER: TTN-D2-735-U-RW

LUMINAIRE CLASSIFICATION SYSTEM LUMEN TABLE AND BUG RATING:

Zone	Lumens	% Fixture	Zone Rating/Lumen Limit		
			B	U	G
FL (0°-30°)	222.7	4.6			
FM (30°-60°)	1173.3	24.0			
FH (60°-80°)	946.7	19.4			G1/1800
FVH (80°-90°)	100.7	2.1			G2/225
BL (0°-30°)	222.7	4.6	B1/500		
BM (30°-60°)	1173.3	24.0	B2/2500		
BH (60°-80°)	946.7	19.4	B2/1000		G2/1000
BVH (80°-90°)	100.7	2.1			G2/225
UL (90°-100°)	0.0	0.0		U0/0	
UH (100°-180°)	0.0	0.0		U0/0	

BUG Rating: B2-U0-G2

Type II Short





REPORT NUMBER: P823384
 CATALOG NUMBER: TTN-D2-735-U-RW

CANDELA DISTRIBUTION (FULL):

	0°	5°	15°	25°	35°	45°	55°	65°	75°	85°	90°
0°	437.2	437.2	437.2	437.2	437.2	437.2	437.2	437.2	437.2	437.2	437.2
2.5°	437.2	437.2	433.0	433.0	433.0	428.9	428.9	428.9	428.9	424.8	428.9
5°	437.2	437.2	437.2	437.2	433.0	428.9	428.9	428.9	424.8	424.8	424.8
7.5°	433.0	433.0	433.0	433.0	428.9	424.8	424.8	424.8	420.7	420.7	420.7
10°	428.9	433.0	428.9	428.9	424.8	424.8	428.9	428.9	433.0	433.0	433.0
12.5°	424.8	424.8	424.8	428.9	428.9	433.0	441.3	449.5	453.7	457.8	457.8
15°	424.8	424.8	428.9	433.0	441.3	449.5	461.9	474.3	482.5	490.8	490.8
17.5°	424.8	424.8	428.9	441.3	453.7	470.2	490.8	507.3	523.8	536.1	540.3
20°	424.8	424.8	433.0	449.5	474.3	499.0	527.9	552.6	577.4	598.0	598.0
22.5°	428.9	433.0	441.3	461.9	499.0	536.1	573.3	610.4	639.2	664.0	664.0
25°	437.2	437.2	449.5	482.5	527.9	577.4	631.0	676.4	713.5	746.5	746.5
27.5°	441.3	445.4	461.9	503.1	560.9	622.7	697.0	750.6	800.1	829.0	833.1
30°	449.5	453.7	478.4	519.6	589.8	668.1	754.7	829.0	882.6	911.4	919.7
32.5°	453.7	457.8	490.8	540.3	618.6	709.4	808.3	903.2	977.4	1010.4	1022.8
35°	466.0	470.2	503.1	560.9	651.6	754.7	870.2	981.6	1068.2	1109.4	1117.6
37.5°	478.4	482.5	515.5	581.5	684.6	804.2	936.2	1064.0	1163.0	1212.5	1229.0
40°	486.7	490.8	527.9	606.3	721.7	857.8	1010.4	1150.6	1262.0	1323.9	1336.2
42.5°	499.0	503.1	544.4	626.9	754.7	911.4	1088.8	1245.5	1365.1	1435.2	1451.7
45°	511.4	515.5	560.9	651.6	791.8	969.2	1167.1	1356.8	1492.9	1575.4	1591.9
47.5°	523.8	527.9	577.4	676.4	829.0	1026.9	1249.6	1455.8	1620.8	1699.2	1732.1
50°	527.9	536.1	585.6	692.9	853.7	1076.4	1319.7	1554.8	1728.0	1831.1	1839.4
52.5°	532.0	540.3	593.9	705.2	874.3	1113.5	1377.5	1637.3	1839.4	1963.1	1954.9
55°	536.1	536.1	593.9	705.2	882.6	1138.3	1418.7	1690.9	1913.6	2012.6	2070.3
57.5°	519.6	523.8	585.6	697.0	878.4	1134.1	1418.7	1711.5	1942.5	2049.7	2091.0
60°	499.0	507.3	565.0	676.4	862.0	1121.8	1410.5	1703.3	1954.9	2070.3	2058.0
62.5°	470.2	486.7	536.1	647.5	837.2	1092.9	1398.1	1682.7	1926.0	2045.6	2033.2
65°	437.2	453.7	499.0	618.6	783.6	1022.8	1332.1	1641.4	1847.6	1983.7	1959.0
67.5°	404.2	416.5	461.9	569.1	721.7	948.6	1245.5	1550.7	1736.3	1884.7	1872.4
70°	367.1	371.2	416.5	511.4	659.9	874.3	1163.0	1422.8	1637.3	1748.6	1773.4
72.5°	321.7	321.7	367.1	449.5	585.6	775.3	1051.7	1278.5	1480.6	1575.4	1612.5
75°	263.9	268.1	305.2	379.4	490.8	664.0	894.9	1125.9	1295.0	1394.0	1406.3
77.5°	206.2	210.3	239.2	301.1	395.9	536.1	738.2	919.7	1080.5	1167.1	1142.4
80°	148.5	152.6	173.2	218.6	292.8	400.0	569.1	730.0	845.5	915.6	882.6
82.5°	90.7	94.9	107.2	136.1	185.6	259.8	387.7	507.3	598.0	655.7	643.4
85°	45.4	45.4	53.6	61.9	78.4	115.5	185.6	255.7	325.8	367.1	354.7
87.5°	8.2	12.4	12.4	12.4	12.4	8.2	12.4	12.4	12.4	20.6	8.2
90°	0.0	0.0	0.0	0.0	0.0	0.0	0.0	0.0	0.0	0.0	0.0

Cooper Lighting Solutions Photometric Lab
1121 Highway 74 South
Peachtree City, GA 30269



LM-79-2019: Approved Method: Electrical and Photometric Measurements of Solid-State Lighting Products

Report Prepared for

Cooper Lighting Solutions

MCGRAW EDISON

Report Number: SP1-2411-284-1

Test Date: 11/15/2024

Luminaire Tested: TTN-D0-735-U-WQ

Data in this report applies to TT and TTN families of products

Test Information

Test Method: LM-79-2019
 Report Number: SP1-2411-284-1
 Test Lab: COOPER LIGHTING SOLUTIONS
 Photometer: SP1 - 76IN SPHERE
 Measurement Geometry: 4π
 Issue Date: 11/15/2024
 Manufacturer: COOPER LIGHTING SOLUTIONS
 Product Line: MCGRAW EDISON
 Catalog Number: **TTN-D0-735-U-WQ**
 Description: TOPTIER NANO LED PARKING GARAGE LUMINAIRE. 3500K, 70 CRI LEDS AND WIDE DISTRIBUTION

Spectral Parameters

CCT (K): 3405
 CIE u': 0.2365
 CIE v': 0.5180
 Duv: 0.0036
 CIE x: 0.4148
 CIE y: 0.4038
 CIE z: 0.1814
 Peak Wavelength (nm): 596
 Dominant Wavelength (nm): 579
 Purity: 45.70672
 Rf: 76.6
 Rg: 95.4

CRI (Ra):	73.9		
R1:	71.3	R9:	-18.0
R2:	80.3	R10:	53.1
R3:	87.8	R11:	68.6
R4:	73.2	R12:	42.6
R5:	69.8	R13:	72.5
R6:	71.8	R14:	92.7
R7:	82.8	R15:	64.3
R8:	54.1		



Test Conditions

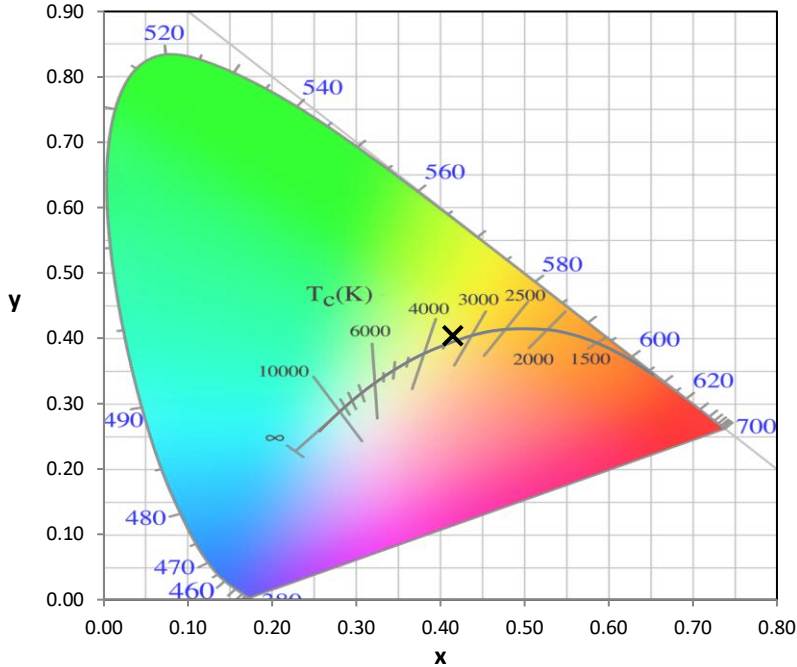
Stabilization Time: 38M
 Operation Time: 1H 38M
 Sphere Temperature (°C): 24.9

REPORT NUMBER: SP1-2411-284-1

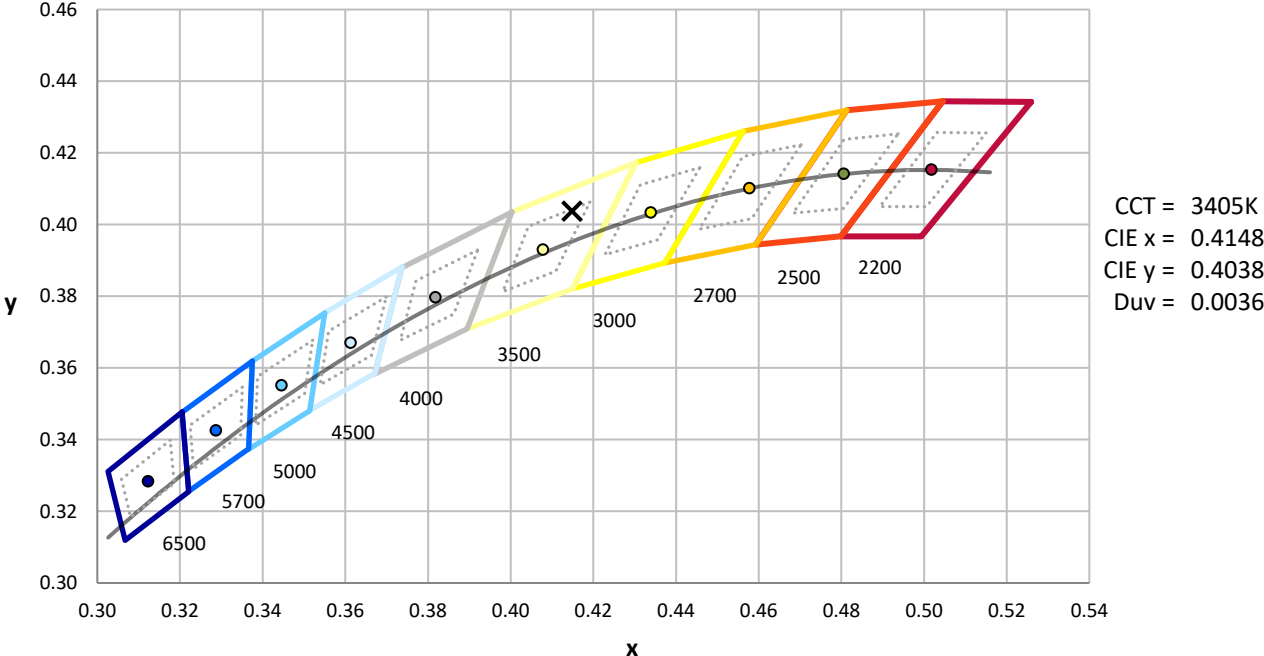
Measurement and Test Equipment			
Instrument	Identification Number	Calibration Date	Calibration Due Date
Photometer	IN0058	6/18/2024	12/18/2024
Power Meter	INXT2011004	2/8/2024	2/8/2025
AC Power Source	IN0063	10/22/2024	10/22/2025
DC Power Source	IN0208	10/22/2024	10/22/2025
Sphere Thermometer	IN0085	10/22/2024	10/22/2025
Room Thermometer	IN0046	10/22/2024	10/22/2025

REPORT NUMBER: SP1-2411-284-1

CIE 1931 Chromaticity Diagram



CIE 1931 Chromaticity Diagram with 2017 ANSI 7-Step and 4-Step Quadrangles



Point lies inside the ANSI 3500K 4-step quadrangle

REPORT NUMBER: SP1-2411-284-1

Photopic Flux vs. Wavelength



Photopic Lumens: NR

λ (nm)	Power W [^] /nm	Lumens (ϕ /nm)	λ (nm)	Power W [^] /nm	Lumens (ϕ /nm)	λ (nm)	Power W [^] /nm	Lumens (ϕ /nm)	λ (nm)	Power W [^] /nm	Lumens (ϕ /nm)	λ (nm)	Power W [^] /nm	Lumens (ϕ /nm)
360	0	NR	490	119	NR	620	846	NR	750	28	NR	880	1	NR
365	0	NR	495	160	NR	625	793	NR	755	25	NR	885	0	NR
370	0	NR	500	225	NR	630	739	NR	760	22	NR	890	0	NR
375	0	NR	505	308	NR	635	681	NR	765	19	NR	895	0	NR
380	0	NR	510	392	NR	640	623	NR	770	16	NR	900	0	NR
385	0	NR	515	474	NR	645	563	NR	775	14	NR	905	0	NR
390	0	NR	520	545	NR	650	506	NR	780	12	NR	910	0	NR
395	1	NR	525	603	NR	655	451	NR	785	10	NR	915	0	NR
400	3	NR	530	649	NR	660	399	NR	790	9	NR	920	0	NR
405	5	NR	535	687	NR	665	352	NR	795	8	NR	925	0	NR
410	11	NR	540	721	NR	670	307	NR	800	6	NR	930	0	NR
415	21	NR	545	751	NR	675	268	NR	805	6	NR	935	0	NR
420	43	NR	550	779	NR	680	234	NR	810	5	NR	940	0	NR
425	88	NR	555	811	NR	685	203	NR	815	4	NR	945	0	NR
430	163	NR	560	843	NR	690	176	NR	820	4	NR	950	0	NR
435	288	NR	565	873	NR	695	152	NR	825	3	NR	955	0	NR
440	416	NR	570	907	NR	700	131	NR	830	3	NR	960	0	NR
445	566	NR	575	938	NR	705	112	NR	835	3	NR	965	0	NR
450	810	NR	580	965	NR	710	96	NR	840	2	NR	970	0	NR
455	669	NR	585	986	NR	715	81	NR	845	2	NR	975	0	NR
460	338	NR	590	997	NR	720	69	NR	850	2	NR	980	0	NR
465	246	NR	595	997	NR	725	58	NR	855	1	NR	985	0	NR
470	182	NR	600	991	NR	730	49	NR	860	1	NR	990	0	NR
475	115	NR	605	968	NR	735	42	NR	865	1	NR	995	0	NR
480	97	NR	610	939	NR	740	37	NR	870	1	NR	1000	0	NR
485	103	NR	615	896	NR	745	32	NR	875	1	NR			

REPORT NUMBER: SP1-2411-284-1

Scotopic Flux vs. Wavelength



Scotopic Lumens: NR

S/P: 1.33

λ (nm)	Power W [^] /nm	Lumens (φ/nm)	λ (nm)	Power W [^] /nm	Lumens (φ/nm)	λ (nm)	Power W [^] /nm	Lumens (φ/nm)	λ (nm)	Power W [^] /nm	Lumens (φ/nm)	λ (nm)	Power W [^] /nm	Lumens (φ/nm)
360	0	NR	490	119	NR	620	846	NR	750	28	NR	880	1	NR
365	0	NR	495	160	NR	625	793	NR	755	25	NR	885	0	NR
370	0	NR	500	225	NR	630	739	NR	760	22	NR	890	0	NR
375	0	NR	505	308	NR	635	681	NR	765	19	NR	895	0	NR
380	0	NR	510	392	NR	640	623	NR	770	16	NR	900	0	NR
385	0	NR	515	474	NR	645	563	NR	775	14	NR	905	0	NR
390	0	NR	520	545	NR	650	506	NR	780	12	NR	910	0	NR
395	1	NR	525	603	NR	655	451	NR	785	10	NR	915	0	NR
400	3	NR	530	649	NR	660	399	NR	790	9	NR	920	0	NR
405	5	NR	535	687	NR	665	352	NR	795	8	NR	925	0	NR
410	11	NR	540	721	NR	670	307	NR	800	6	NR	930	0	NR
415	21	NR	545	751	NR	675	268	NR	805	6	NR	935	0	NR
420	43	NR	550	779	NR	680	234	NR	810	5	NR	940	0	NR
425	88	NR	555	811	NR	685	203	NR	815	4	NR	945	0	NR
430	163	NR	560	843	NR	690	176	NR	820	4	NR	950	0	NR
435	288	NR	565	873	NR	695	152	NR	825	3	NR	955	0	NR
440	416	NR	570	907	NR	700	131	NR	830	3	NR	960	0	NR
445	566	NR	575	938	NR	705	112	NR	835	3	NR	965	0	NR
450	810	NR	580	965	NR	710	96	NR	840	2	NR	970	0	NR
455	669	NR	585	986	NR	715	81	NR	845	2	NR	975	0	NR
460	338	NR	590	997	NR	720	69	NR	850	2	NR	980	0	NR
465	246	NR	595	997	NR	725	58	NR	855	1	NR	985	0	NR
470	182	NR	600	991	NR	730	49	NR	860	1	NR	990	0	NR
475	115	NR	605	968	NR	735	42	NR	865	1	NR	995	0	NR
480	97	NR	610	939	NR	740	37	NR	870	1	NR	1000	0	NR
485	103	NR	615	896	NR	745	32	NR	875	1	NR			

REPORT NUMBER: SP1-2411-284-1

Melanopic Flux vs. Wavelength



Melanopic Lumens: NR

M/P: 2.47

λ (nm)	Power W [^] /nm	Lumens (φ/nm)	λ (nm)	Power W [^] /nm	Lumens (φ/nm)	λ (nm)	Power W [^] /nm	Lumens (φ/nm)	λ (nm)	Power W [^] /nm	Lumens (φ/nm)	λ (nm)	Power W [^] /nm	Lumens (φ/nm)
360	0	NR	490	119	NR	620	846	NR	750	28	NR	880	1	NR
365	0	NR	495	160	NR	625	793	NR	755	25	NR	885	0	NR
370	0	NR	500	225	NR	630	739	NR	760	22	NR	890	0	NR
375	0	NR	505	308	NR	635	681	NR	765	19	NR	895	0	NR
380	0	NR	510	392	NR	640	623	NR	770	16	NR	900	0	NR
385	0	NR	515	474	NR	645	563	NR	775	14	NR	905	0	NR
390	0	NR	520	545	NR	650	506	NR	780	12	NR	910	0	NR
395	1	NR	525	603	NR	655	451	NR	785	10	NR	915	0	NR
400	3	NR	530	649	NR	660	399	NR	790	9	NR	920	0	NR
405	5	NR	535	687	NR	665	352	NR	795	8	NR	925	0	NR
410	11	NR	540	721	NR	670	307	NR	800	6	NR	930	0	NR
415	21	NR	545	751	NR	675	268	NR	805	6	NR	935	0	NR
420	43	NR	550	779	NR	680	234	NR	810	5	NR	940	0	NR
425	88	NR	555	811	NR	685	203	NR	815	4	NR	945	0	NR
430	163	NR	560	843	NR	690	176	NR	820	4	NR	950	0	NR
435	288	NR	565	873	NR	695	152	NR	825	3	NR	955	0	NR
440	416	NR	570	907	NR	700	131	NR	830	3	NR	960	0	NR
445	566	NR	575	938	NR	705	112	NR	835	3	NR	965	0	NR
450	810	NR	580	965	NR	710	96	NR	840	2	NR	970	0	NR
455	669	NR	585	986	NR	715	81	NR	845	2	NR	975	0	NR
460	338	NR	590	997	NR	720	69	NR	850	2	NR	980	0	NR
465	246	NR	595	997	NR	725	58	NR	855	1	NR	985	0	NR
470	182	NR	600	991	NR	730	49	NR	860	1	NR	990	0	NR
475	115	NR	605	968	NR	735	42	NR	865	1	NR	995	0	NR
480	97	NR	610	939	NR	740	37	NR	870	1	NR	1000	0	NR
485	103	NR	615	896	NR	745	32	NR	875	1	NR			

Summary

$R_f = 76.6$
 $R_g = 95.4$
 $CIE R_a = 73.9$
 $R_g = -18.0$



Color Vector Graphics

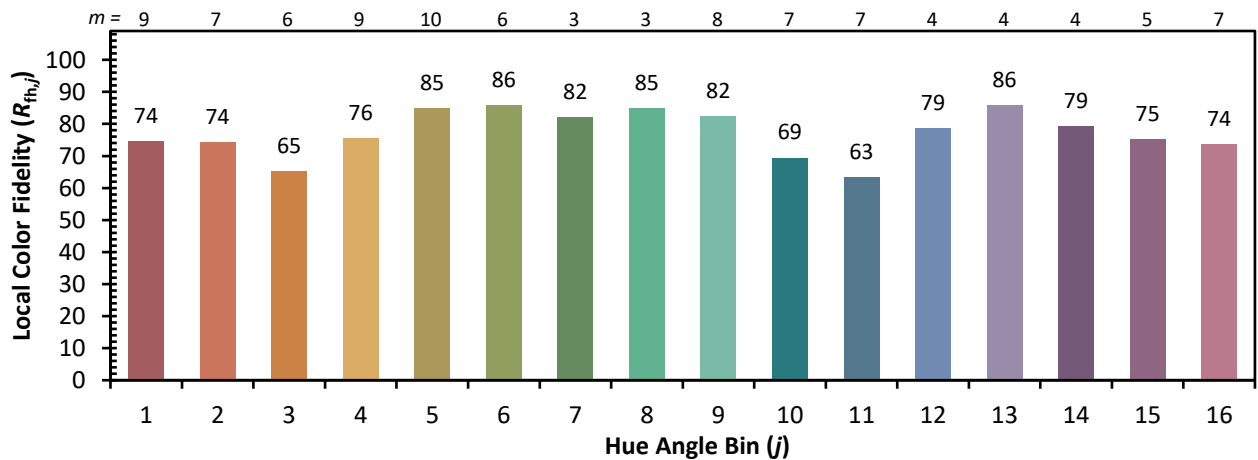


Individual Sample Fidelity Index ($R_{f,i}$)

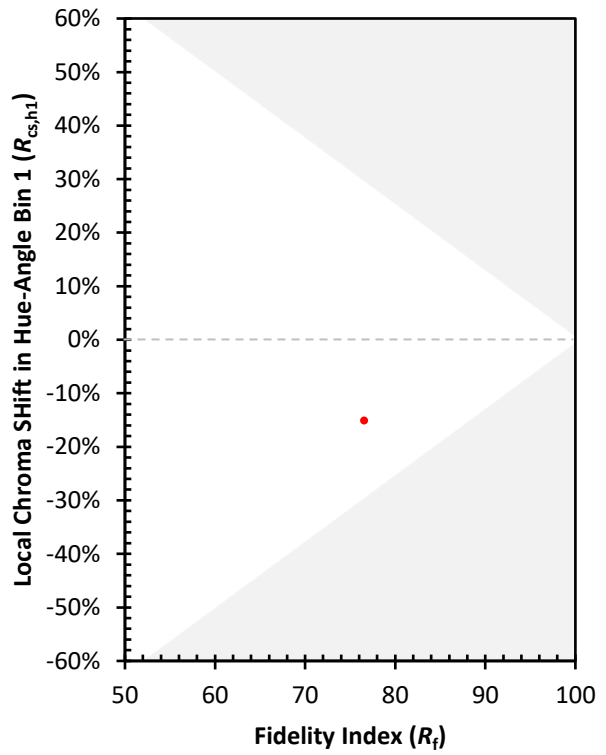
CES01 = 86	CES26 = 67	CES51 = 88	CES76 = 56
CES02 = 62	CES27 = 89	CES52 = 88	CES77 = 75
CES03 = 31	CES28 = 83	CES53 = 78	CES78 = 60
CES04 = 70	CES29 = 69	CES54 = 86	CES79 = 85
CES05 = 48	CES30 = 83	CES55 = 85	CES80 = 82
CES06 = 51	CES31 = 72	CES56 = 75	CES81 = 78
CES07 = 41	CES32 = 65	CES57 = 75	CES82 = 92
CES08 = 40	CES33 = 78	CES58 = 76	CES83 = 90
CES09 = 29	CES34 = 74	CES59 = 87	CES84 = 88
CES10 = 75	CES35 = 86	CES60 = 91	CES85 = 79
CES11 = 58	CES36 = 93	CES61 = 84	CES86 = 72
CES12 = 64	CES37 = 81	CES62 = 88	CES87 = 79
CES13 = 43	CES38 = 92	CES63 = 74	CES88 = 82
CES14 = 74	CES39 = 96	CES64 = 69	CES89 = 72
CES15 = 71	CES40 = 92	CES65 = 66	CES90 = 82
CES16 = 47	CES41 = 93	CES66 = 62	CES91 = 79
CES17 = 50	CES42 = 83	CES67 = 60	CES92 = 63
CES18 = 56	CES43 = 79	CES68 = 68	CES93 = 77
CES19 = 72	CES44 = 99	CES69 = 76	CES94 = 56
CES20 = 65	CES45 = 86	CES70 = 61	CES95 = 70
CES21 = 86	CES46 = 83	CES71 = 55	CES96 = 79
CES22 = 79	CES47 = 85	CES72 = 85	CES97 = 85
CES23 = 92	CES48 = 78	CES73 = 53	CES98 = 78
CES24 = 91	CES49 = 81	CES74 = 95	CES99 = 68
CES25 = 72	CES50 = 88	CES75 = 57	



Color Rendition by Hue-Angle Bin



Measure Comparisons



(END OF REPORT)